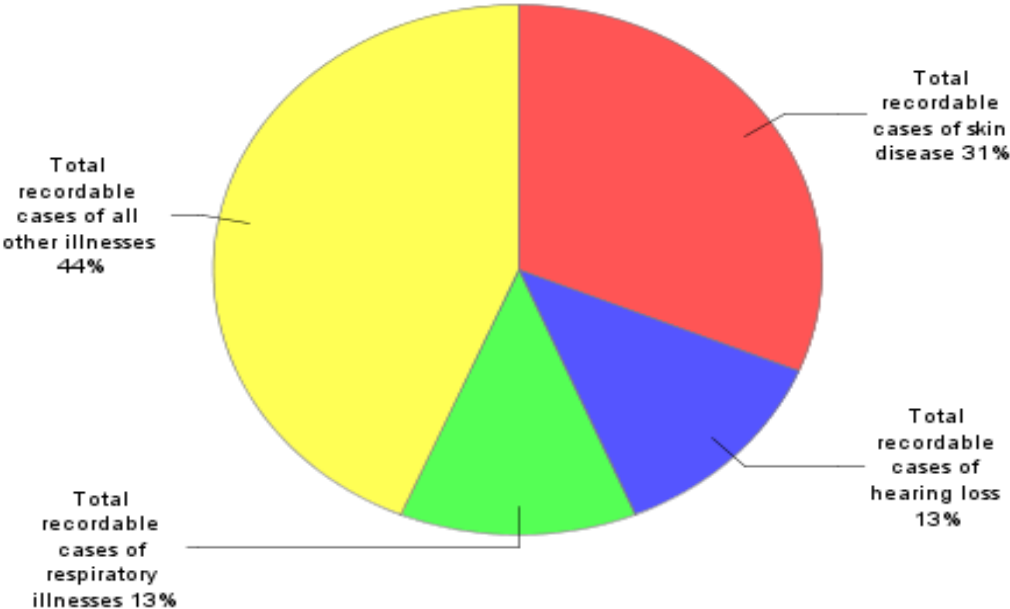


Distribution of illnesses by category of illness, South Carolina, private industry, 2013

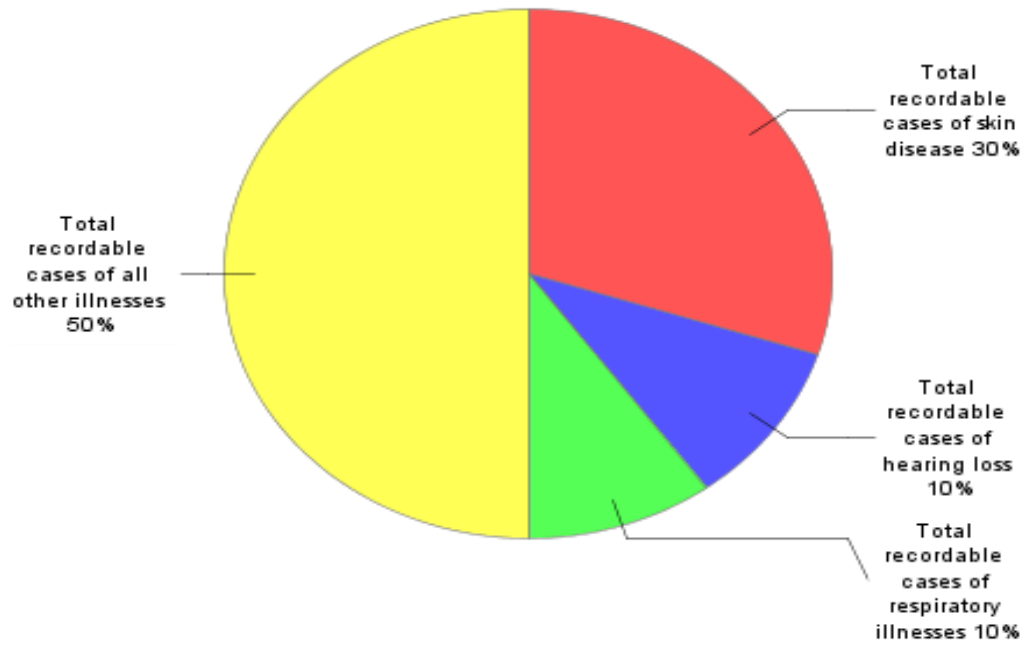


[SOURCE : U.S. Bureau of Labor Statistics, U.S. Department of Labor, 2014]

Distribution of illnesses by category of illness, South Carolina, private industry, 2013

Private industry	Value
Total recordable cases of poisoning	-
Total recordable cases of skin disease	0.5
Total recordable cases of hearing loss	0.2
Total recordable cases of respiratory illnesses	0.2
Total recordable cases of all other illnesses	0.7

Distribution of illnesses by category of illness, South Carolina, all ownerships, 2013

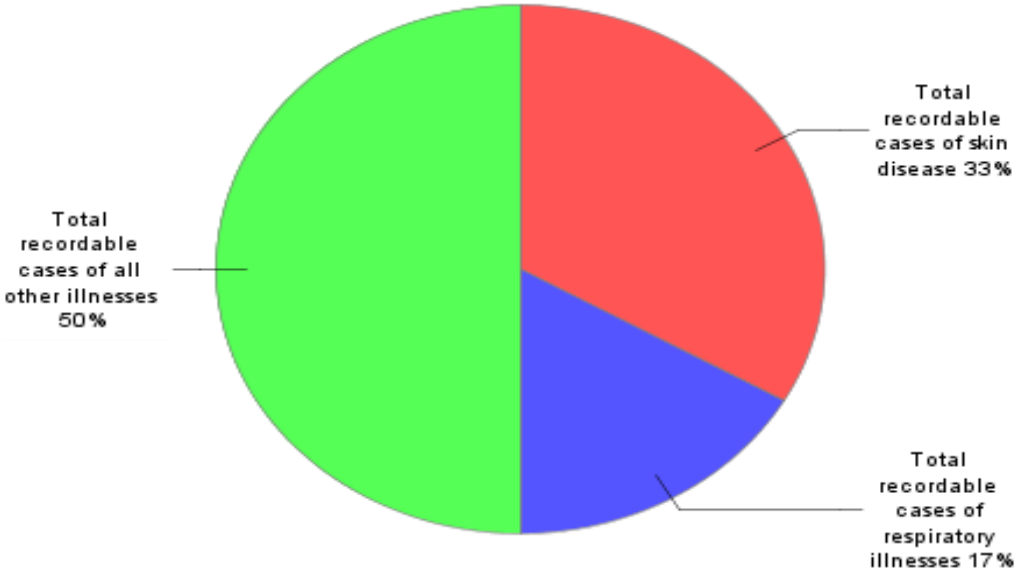


[SOURCE : U.S. Bureau of Labor Statistics, U.S. Department of Labor, 2014]

Distribution of illnesses by category of illness, South Carolina, all ownerships, 2013

All Industries	Value
Total recordable cases of poisoning	-
Total recordable cases of skin disease	0.6
Total recordable cases of hearing loss	0.2
Total recordable cases of respiratory illnesses	0.2
Total recordable cases of all other illnesses	1.0

Distribution of illnesses by category of illness, South Carolina, state and local government, 2013



[SOURCE : U.S. Bureau of Labor Statistics, U.S. Department of Labor, 2014]

Distribution of illnesses by category of illness, South Carolina, state and local government, 2013

State and local government	Value
Total recordable cases of poisoning	-
Total recordable cases of skin disease	0.2
Total recordable cases of hearing loss	-
Total recordable cases of respiratory illnesses	0.1
Total recordable cases of all other illnesses	0.3